

Vented Gas Logs



VWF 36" Massive Oak Vented Gas Log

VDY DUZY, VWF WILD FLAME and TRIPLE PLAY Vented Gas Logs

The **VENTED GAS LOGS**
That Heat

Monessen offers the largest variety of radiant heat producing vented logs in the industry. All Monessen vented gas logs feature innovative, artistically crafted log designs and burner styles that produce dancing yellow flames, glowing embers and warm comfortable radiant heat, up to 22,000 Btu. Monessen also features a limited lifetime warranty on all vented fiber ceramic and refractory logs.

*Heat with
Personality.*

MONESSEN
HEARTH SYSTEMS

VWF WILD FL

CLASSIC SERIES

Up to 22,000 Btu
of Radiant Heat

The **Wild Flame Logs** offers the ultimate in a big flame presentation. Massive logs, wild yellow flames and a brilliant embered bring the realism of a roaring fire into your home.



American Oak



Massive Oak

CSA Design Certified or RADCO Models Available In All Styles

- Six log styles - Massive Oak, Split Pine, Split River Oak, American Oak, Weathered Pine and White Birch (24" only)
- Innovative and artistically crafted refractory or ceramic fiber logs with natural yellow flames.
- Built-in embered stainless steel burner maximizes glowing embers and accent flames under logs.
- Four log sizes - 18", 24", 30" and 36" (Split River Oak, Weathered Pine and Massive Oak Styles Only).

VDY DUZY VENT

DUZY SERIES

The **Duzy™ Series** is a technological breakthrough in vented gas log design. With the Duzy patented "Natural Flame™" STAINLESS STEEL burner system, it will provide up to 17,000 Btu of heat into your room at a cost of up to 35% less than standard vented log systems.

- **Lifetime Warranty** on stainless steel burner base and logs.
- Four log styles - Duzy 2, Duzy 3, Duzy 4 and Duzy 5 (24" and 30" log sizes).
- Two control types - Manual with safety pilot and Millivolt with safety pilot
- Patented "Natural Flame™" STAINLESS STEEL burner system with outstanding flame realism.
- Clean burning design for both natural and LP gas.
- All components including the burner, grate and control are factory assembled, leak tested for reliability and ease of installation.
- Engineered design prevents heat stress to controls.
- Unique 24/18" design fits the contour and shape of even the most narrow back manufactured wood burning fireplaces.
- Matchless piezo ignition for quick easy lighting.
- UPS shippable.

Up to 17,000 Btu
of Radiant Heat




Duzy 2 Fiber Ceramic


FLAME VENTED



Split Pine



White Birch



**Massive Oak
See-Thru**

- RADCO models have optional Manual Pilot Safety, Millivolt or Remote Controlled Hi/Lo flame operation (Remote control sold separately).
- CSA design certified models are factory assembled, leak tested for reliability and ease of installation with pilot safety, Millivolt or Remote Controlled Hi/Lo flame operation.
- UPS Shippable.

VENTED GAS LOGS

DUZY Natural Flame™ Burner Assembly

The **Duzy™** patented "Natural Flame™" STAINLESS STEEL burner system features hidden controls, attached grates and piezo ignition. The burner does not take sand or vermiculite like most conventional logs, which creates a clean burn and realistic flame.



Duzy 3 Refractory



Duzy 4 Fiber Ceramic



Duzy 5 Fiber Ceramic

GAS LOGS

COLOSSAL SERIES

Weathered Pine and Split River Oak styles include **oversized logs** that fit the smaller burners that hide controls. This creates a draping log effect for a fuller and more realistic log look.



Weathered Pine



Split River Oak

Wild Flame Burner Assembly

The **Wild Flame** STAINLESS STEEL u-shaped burner system features a tilted pan with a tapered shape from front to back to fit the smaller fireplaces and a 5/8" grate. The burner offers a built-in embered burner to maximize the glowing embers and accent flames under the logs.



CSA Burner System



RADCO Burner System

TPB TRIPLE PLAY

**Up to 99% Efficient
As a Vent Free System**



TRIPLE PLAY SERIES

Charred Timber Fiber Ceramic logs feature a **TRIPLE PLAY BURNER SYSTEM™** with exclusive triple effect technology producing a full random yellow flame, full depth ember bed and glowing logs. A vented gas log like no other for realism and efficiency.

- Three log sizes - 18", 24" and 30".
- Millivolt Control
- Variable heat output ranging from 19,000 up to 38,000 Btu.
- Over 50% less to operate than standard vented gas logs.
- All components including the burner, grate and control are factory assembled, leak tested for reliability and ease of installation.
- Clean burning design for both natural and LP gas.
- Matchless piezo ignition for quick easy lighting.
- UPS shippable.

Charred Timber Fiber Ceramic

SPECIFICATIONS

Product Specifications																	
Model CSA	Classic Series Log Size	Colossal Series* Log Size	Fuel Type	Manual Control				Manual SPK Control				Millivolt and Hi/Lo Control				BTU/H	Radiant Heat Output
				Minimum Hearth Area				Minimum Hearth Area				Minimum Hearth Area					
				A	B	C	D	A	B	C	D	A	B	C	D		
VWF18	18"	24"	NG	-	-	-	-	24"	13-1/2"	21"	16"	28"	13-1/2"	25"	16"	60,000	14,000
VWF18	18"	24"	LP	-	-	-	-	24"	13-1/2"	21"	16"	28"	13-1/2"	25"	16"	60,000	14,000
VWF24	24"	30"	NG	-	-	-	-	30"	13-1/2"	27"	16"	34"	13-1/2"	31"	16"	70,000	16,000
VWF24	24"	30"	LP	-	-	-	-	30"	13-1/2"	27"	16"	34"	13-1/2"	31"	16"	60,000	14,000
VWF30	30"	36"	NG	-	-	-	-	36"	13-1/2"	33"	16"	40"	13-1/2"	37"	16"	80,000	18,000
VWF30	30"	36"	LP	-	-	-	-	36"	13-1/2"	33"	16"	40"	13-1/2"	37"	16"	60,000	14,000
VWF36	36"	-	NG	-	-	-	-	42"	13-1/2"	39"	16"	46"	13-1/2"	41"	16"	90,000	22,000
VWF36	36"	-	LP	-	-	-	-	42"	13-1/2"	39"	16"	46"	13-1/2"	41"	16"	60,000	14,000
VWF18ST	18"	-	NG	-	-	-	-	-	-	-	-	28"	16"	28"	16"	60,000	14,000
VWF18ST	18"	-	LP	-	-	-	-	-	-	-	-	28"	16"	28"	16"	60,000	14,000
VWF24ST	24"	-	NG	-	-	-	-	-	-	-	-	34"	16"	34"	16"	70,000	16,000
VWF24ST	24"	-	LP	-	-	-	-	-	-	-	-	34"	16"	34"	16"	60,000	14,000
RADCO																	
VWF18	18"	24"	NG	22"	13"	19"	16"	24"	13-1/2"	21"	16"	28"	13-1/2"	25"	16"	80,000	18,000
VWF18	18"	24"	LP	22"	13"	19"	16"	24"	13-1/2"	21"	16"	28"	13-1/2"	25"	16"	60,000	14,000
VWF24	24"	30"	NG	28"	13"	25"	16"	30"	13-1/2"	27"	16"	34"	13-1/2"	31"	16"	90,000	20,000
VWF24	24"	30"	LP	28"	13"	25"	16"	30"	13-1/2"	27"	16"	34"	13-1/2"	31"	16"	60,000	14,000
VWF30	30"	36"	NG	34"	13"	31"	16"	36"	13-1/2"	33"	16"	40"	13-1/2"	37"	16"	90,000	22,000
VWF30	30"	36"	LP	34"	13"	31"	16"	36"	13-1/2"	33"	16"	40"	13-1/2"	37"	16"	60,000	14,000
VWF36	36"	-	NG	38"	13"	37"	16"	42"	13-1/2"	39"	16"	46"	13-1/2"	41"	16"	90,000	22,000
VWF36	36"	-	LP	38"	13"	37"	16"	42"	13-1/2"	39"	16"	46"	13-1/2"	41"	16"	60,000	14,000
VWF18ST	18"	-	NG	24"	16"	20"	16"	24"	16"	24"	16"	28"	16"	28"	16"	80,000	18,000
VWF18ST	18"	-	LP	24"	16"	20"	16"	24"	16"	24"	16"	28"	16"	28"	16"	60,000	14,000
VWF24ST	24"	-	NG	28"	16"	26"	16"	30"	16"	30"	16"	34"	16"	34"	16"	90,000	20,000
VWF24ST	24"	-	LP	28"	16"	26"	16"	30"	16"	30"	16"	34"	16"	34"	16"	60,000	14,000

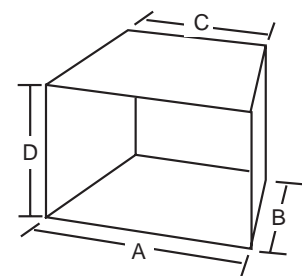
* When using Colossal Series Split River Oak and Weathered Pine logs, use the burner specifications for Millivolt and Hi/Lo controls for all installations of any/or if no controls are used when sizing for minimum hearth area.

Product Specifications													
Model	Log Size	Fuel Type	Manual Control				Millivolt Control				BTU/H	Radiant Heat Output	
			Minimum Hearth Area				Minimum Hearth Area						
			A	B	C	D	A	B	C	D			
VDY24/18D2/D3/D4/D5*	24"	NG	26"	13-1/2"	17"	16"	26"	13-1/2"	18"	16"	50,000	15,000	
VDY24/18D2/D3/D4/D5*	24"	LP	26"	13-1/2"	17"	16"	26"	13-1/2"	18"	16"	50,000	15,000	
VDY30D2/D3/D4/D5*	30"	NG	32"	13-1/2"	23"	16"	32"	13-1/2"	24"	16"	65,000	17,000	
VDY30D2/D3/D4/D5*	30"	LP	32"	13-1/2"	23"	16"	32"	13-1/2"	24"	16"	65,000	17,000	

* When using D5 Series logs, add 1" to dimensions A and B when sizing for minimum hearth area.

Product Specifications								
Model	Log Size	Fuel Type	Millivolt Control				BTU/H	
			Minimum Hearth Area				NG	LP
			A	B	C	D		
TPB18	18"	NG/LP	26"	13"	18"	17"	28,000	28,000
TPB24	24"	NG/LP	29"	13"	22-1/4"	17"	38,000	34,000
TPB30	30"	NG/LP	33"	13"	25-1/4"	17"	38,000	34,000

Minimum Hearth Drawing



OPTIONAL ACCESSORIES

For Remote Control Models



On/Off Remote Controls with Receiver for millivolt use.



On/Off Remote Control with 90 min. count-down timer with LCD Display and Receiver for millivolt use.



Concentric VariTap Hi/Lo Remote Control with Battery Receiver.



Touch Light™ Table Top/Wall Mount On/Off Remote Control with Receiver for millivolt use.



Wireless Wall Switch/Timer with Receiver for millivolt use.

How to Choose A Gas Log Set For Your Fireplace

❶ Take the following measurements of your fireplace:

- A Front Width _____ inches
 B Depth _____ inches
 C Back Width _____ inches
 D Height _____ inches

❷ Identify Gas Type: Natural L.P.

❸ Select a log set that fits within the minimum hearth area requirements using the chart above.

❹ Provide this information to your dealer.

MONESSEN HEARTH SYSTEMS

149 Cleveland Drive • Paris, Kentucky 40361
www.monessenhearth.com

To avoid personal injury or property damage, the product described by this brochure must be installed, operated and maintained in strict compliance with the instructions packaged with the product and all applicable building or fire codes. Contact local building or fire officials about restrictions and installation inspection requirements. All photographs and drawings on this brochure are for illustrative purposes only and are not intended for, nor should they be used as a substitute for the instructions packaged with the unit. Appearance and specifications of the product are subject to change without notice.


© 2005 Monessen Hearth Systems, Inc.



Valve Kits for VWF Wild Flame Series Only



Manual Valve Kit



Safety Pilot Kit



Millivolt Valve Kit



Maxitrol Hi/Lo Valve Kit



Concentric VariTap Hi/Lo Valve Kit

Accessories



Fiber Ceramic Log Remote Receiver Cover



Fiber Ceramic Manual Valve Cover



Fiber Ceramic Millivolt Valve Cover



Ember Remote Receiver Cover.



Metal Insulated Remote Receiver Cover



Decorative Fiber Ember Kit



Cinders



Log Switch with 12" Wire.



Decorative Andiron



Decorative Grate

REGULATORY APPROVAL

Monessen vented gas logs are certified as decorative appliances to the ANSI Z21.60 standard. In independent laboratory testing conducted by a major research university, testing documented the radiant heat output of Monessen's vented logs utilizing advanced log and burner technology.

Warning:

- Do not operate with glass doors closed, this may cause excessive heat damage to components.
- Sunken fireplaces or fireplaces fitted with devices that restrict airflow may result in operational problems.
- The damper stop provided with this unit must be installed to prevent full closure of the fireplace damper.
- It is recommended that a fireplace screen be used during operation of this log set. Always ensure the screen has adequate spaces to allow for the passage of combustion air into the gas log set.
- Keep small children and animals away from the open flame of the gas log set at all times.
- These gas logs are only to be installed in a solid fuel burning fireplace with a working flue constructed of non-combustible materials.

Sold by: