

Eden™ Direct Vent Gas Stove


AVALON™
Firestyles for Life



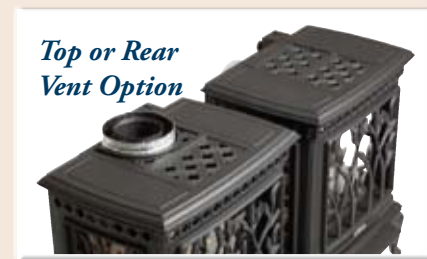
Eden™ Cast Iron Gas Stove



The Eden is shown in the brown enamel finish.

With its organic styling characteristic of the larger Tree of Life gas stove and featuring the revolutionary GreenSmart system – the Eden cast iron gas stove by Avalon is an excellent choice when looking for an elegant, smaller-sized freestanding stove with the latest in energy-efficient gas technology.

With its smaller size at 21-inches wide by 26-inches tall, the Eden complements intimate spaces and cozy nooks where a larger stove can overpower the area with both its size and heat output. The Eden produces up to 22,000 BTUs, along with an exceptional turn-down ratio of 70-percent – for fantastic control over the amount of heat produced. Additionally, the Eden boasts smaller clearances to adjoining walls (5” in the back and 3-1/2” on the sides) – so you can literally tuck it into small alcoves and niches. And despite its size, the Eden boasts an incredibly large 416 square inches of fire-viewing area with three sides of glass openings – to highlight the realistic dancing-flame fire.



<p>Maximum BTU Input per Hour 22,000 (NG & LP)</p>	<p>Minimum BTU Input per Hour 6,300 (NG) 6,700 (LP)</p>	<p>Heating Capacity 500 to 850 sq. ft. with fan 500 to 650 sq. ft. without fan</p>	<p>Overall Efficiency - Up to 80.1%* (NG & LP) * Maximum Vent Configuration</p>
--	---	--	---

Revolutionary GreenSmart™ System

The Eden features the revolutionary GreenSmart gas burner system and realistic Ember-Fyre burner. The GreenSmart system is the latest in energy-efficient gas technology that heats the home while saving on energy usage and lowering heating bills. The real power of the GreenSmart system is the entire collection of components, controls and technology features which include:

- Award winning Ember-Fyre burner for the most realistic logs, glowing embers and wood-like fire.
- Easy Heat/Flame Adjustment with a huge high-to-low turndown ratio - up to 70%.
- Comfort Control™ that allows you to turn off the rear burner for less heat and provide for year-round enjoyment of the fire.
- DC Battery powered LED lighted control panel that automatically lights up when you lower the access panel. Works even if the power goes out.
- Choice of pilot ignition modes - GreenSmart ignition for instant fire when you want it or Standing Pilot for colder climates where a heated chimney is needed to maintain the draft to ensure proper operation.
- Built-in battery backup allows operation during power outage. Automatically switches back to AC when the power comes back on.
- A warm glow even when the fire is turned off. The standard accent light feature adds a glowing back-light behind the logs and against the beautiful ceramic fireback. It's perfect as a night-light or soft indirect light for the room.
- Optional 130 CFM Convection Blower will increase the heat transfer in from the stove into your home.



Optional Reversible Liner

The Eden gas stove comes standard with a black painted interior. You have the option of adding the reversible ceramic liner that features straight brick pattern on one side and a stucco pattern on the backside.



Brick Liner



Stucco Liner

Choose From Two Finishes

The Eden gas stove comes in your choice of two finishes.



Black Painted

Soft black paint tones echoes and highlight the richness of cast iron finish.



Majolica Brown Enamel

The glossy translucent twice-fired porcelain enamel features a rich earth tone.

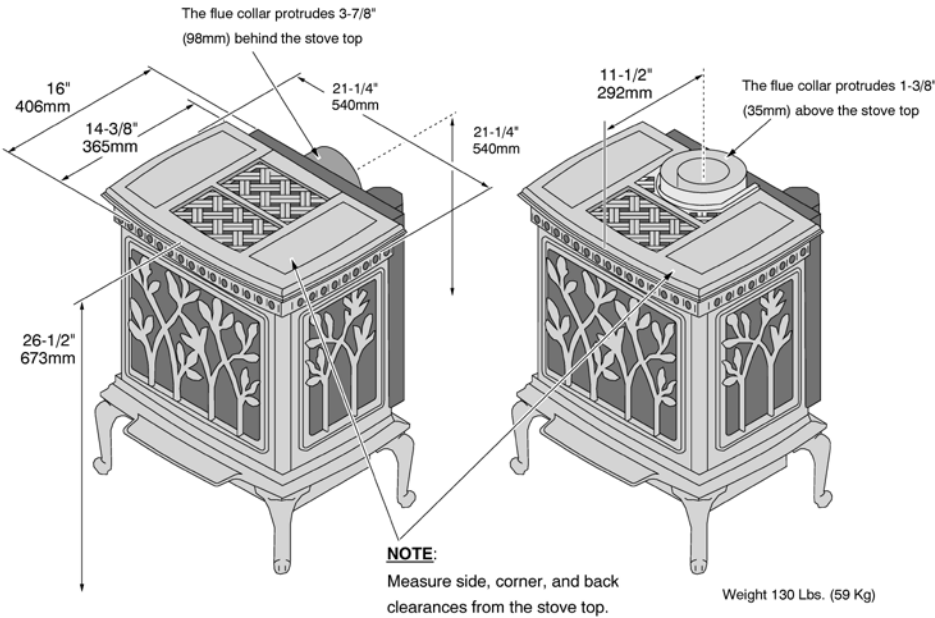
GreenSmart™ Remote Option

Consider adding the optional GreenSmart Remote. This convenient option gives you the ability to control all the functions of the stove from one easy-to-use hand-held remote with the exception of your pilot setting and accent light. The GreenSmart Remote gives you the choice to run the stove in manual mode, set to the traditional thermostat mode or in the "Smart Thermostat Mode". In "Smart Mode" the flame will modulate up/down as opposed to shutting off/on like normal thermostats, thus conserving fuel and maximizing heating ability while extending the viewing pleasure of the fire. The end result – an elegant, smarter and greener way to heat the home.



All Avalon firestyles are proudly made in the U.S.A.

Eden™ Gas Stove Installation Guide



Listings

This appliance was listed by OMNI Test Labs to ANSI Z21.88 - Report # 028-S-50d-5.

IAS (ICBO) Approval

This appliance was listed by OMNI Test Labs - IAS # TL130.

Massachusetts Approval

Submitted to the Massachusetts Board of State Examiners of Plumbers and Gas Fitters

Mobile Home Requirements

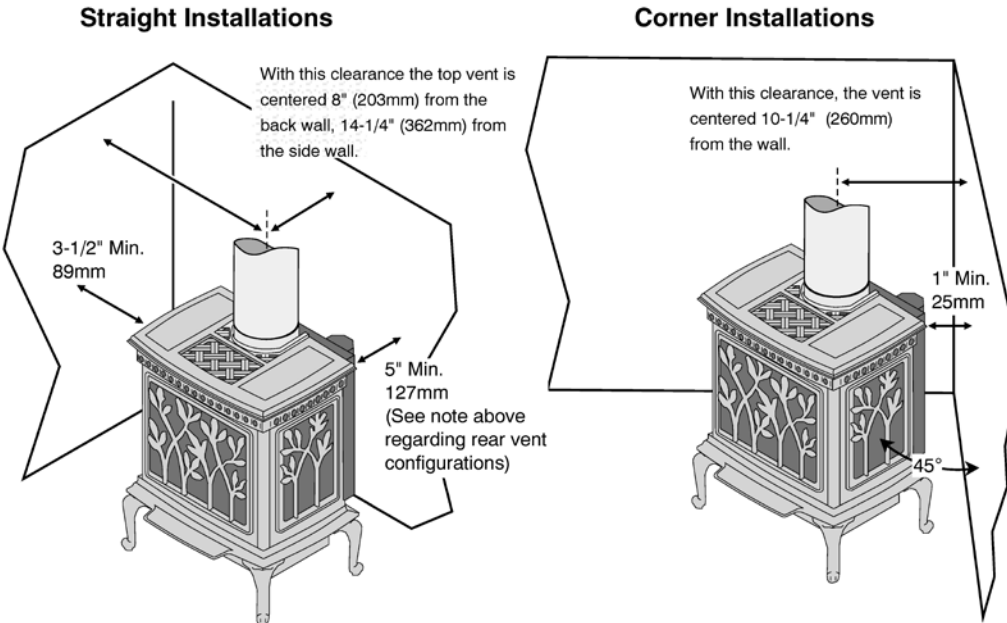
When the stove is installed in a mobile home, it must be bolted to the floor and the appliance grounded (use the optional blower with a grounded circuit or other suitable grounding method - current ANSI/NFPA 70 or CSA C22.1).

Venting:

The Eden used 6 5/8" direct vent pipe. Horizontal terminations requires the addition of the 8" Minimum Rear Vent Kit - Part #96200311

Stove Clearances

NOTE: If using the rear vent configuration, you will require approximately 8-1/2" to the rear of the stove for the vent adapter and thimble.



Alcove:

When placed in a location where the floor to ceiling height is under 7 feet, the installation is considered an alcove and must meet the following requirements: - The alcove floor to ceiling height must be at least 38-1/8" (968mm) tall - The alcove must not be more than 24" (610mm) deep before the ceiling returns to 7' (2134mm) - The alcove must be at least 28-1/4" (718mm) wide

Floor Protection Requirements

When the stove is installed directly on carpeting, vinyl or other combustible material other than wood flooring or a high pressure laminate wood floor, the stove must be installed on a metal or wood protection panel extending the full width and depth of the heater (Minimum 21-1/4" wide by 15-7/8" deep).

Your Authorized Avalon Dealer Is Located At:


www.avalonfirestyle.com



Photos and illustrations are for descriptive purposes only. We reserve the right to improve or change our products without prior notification. Ember-Fyre™ and all other trademarks belong to Travis Industries, Inc. Consult the Owner's Manual for complete installation requirements.